

ONLINE STUDENT SATISFACTION SURVEY ANALYSIS REPORT (2023-24)

The college close the questionnaire prescribed by the NAAC on student satisfaction survey to get a formative feedback through online the questionnaire is prepared to obtain teaching-learning, evaluation procedure and infrastructure of the institute which contains 20 questions and three suggestions pattern. In order to analyse the performance of the institute which might be supportive to reach the institutes vision? The results of the survey analysis enhance the quality method of teaching and procure infrastructure to meet the industrial requirements.

The most important stakeholders of the institution. The student's suggestion is playing a vital role in formulating teaching – learning process and its quality.

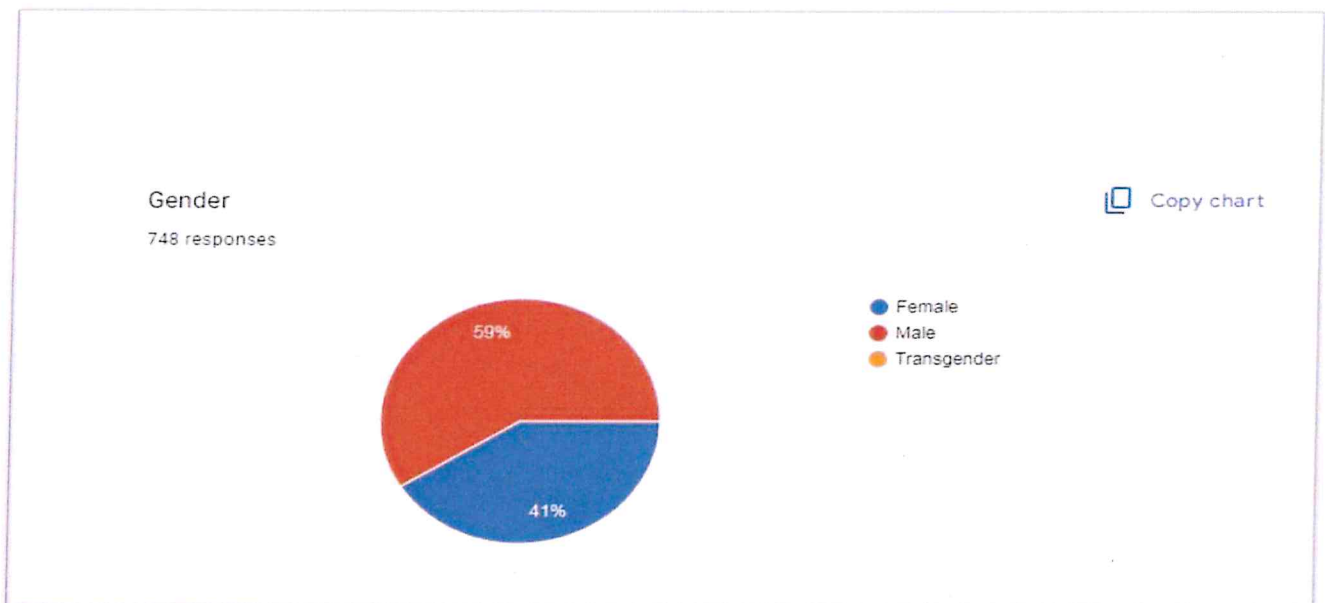
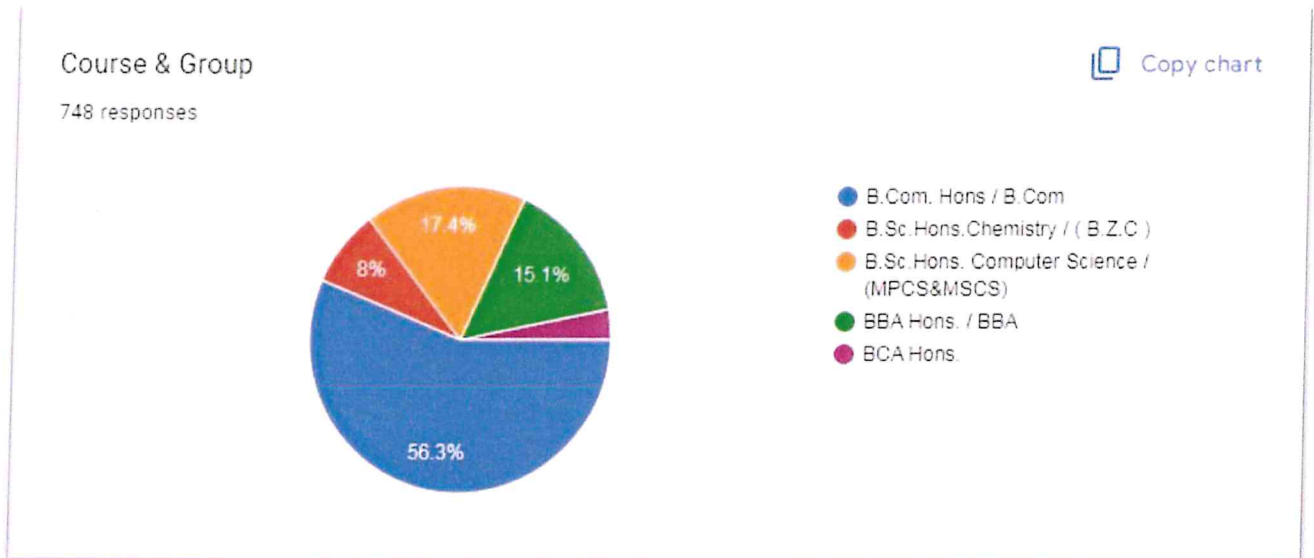
The student identity is not revealed and maintained confidential who answers all the 21 questions mandatorily and gives three suggestions and it is analysed on 5 point scale Overall Analysis of the student satisfaction survey.

The different graphical presentations show various ideas of the students regarding quality of teaching- learning process. 748 of students are expressed satisfaction as the teaching-learning process in the institute. Majority of the students felt satisfaction with the infrastructure provided by the institute.

Kuppam Degree College, Kuppam

Students Satisfaction Survey link forwarded to the students is given below.

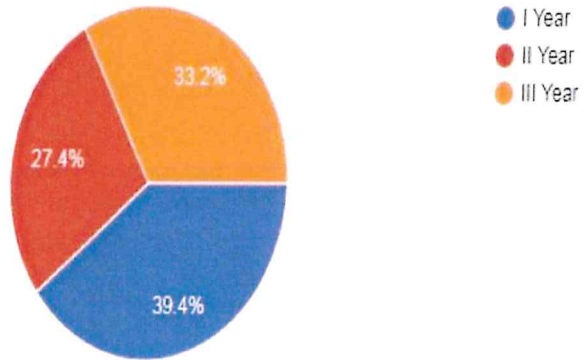
<https://forms.gle/hjRPX7HTpKBp3k7P9>



Year

748 responses

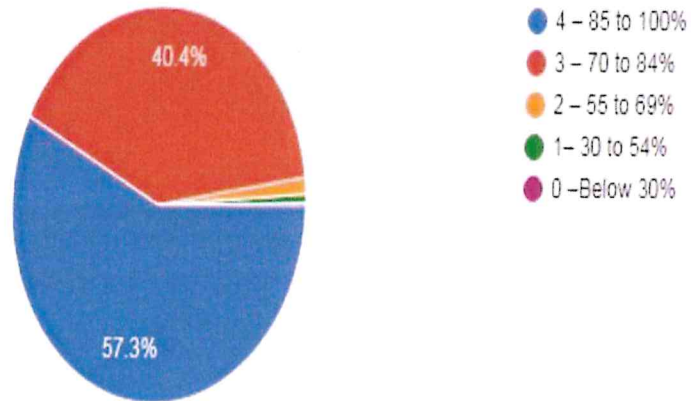
 Copy chart



1. How much of the syllabus was covered in the class?

 Copy chart

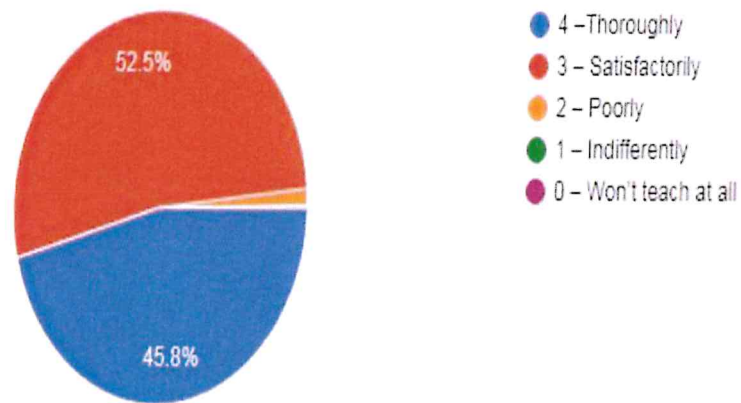
745 responses



2. How well did the teachers prepare for the classes?

 Copy chart

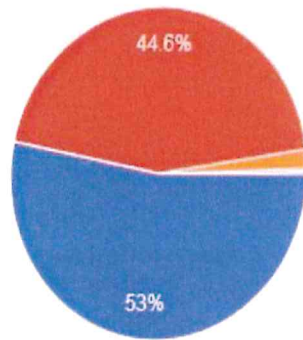
746 responses



3. How well were the teachers able to communicate?

 Copy chart

747 responses

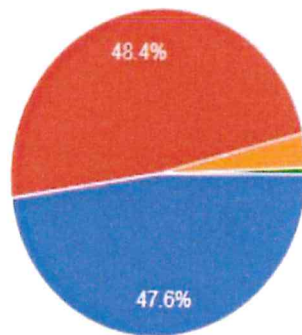


- 4 – Always effective
- 3 – Sometimes effective
- 2 – Just satisfactorily
- 1 – Generally ineffective
- 0 – Very poor communication

4. The teacher's approach to teaching can best be described as

 Copy chart

744 responses

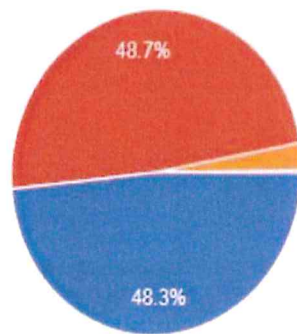


- 4 --EXCELLENT
- 3--VERY GOOD
- 2--GOOD
- 1--Fair
- 0--Poor

5. Fairness of the internal evaluation process by the teachers

 Copy chart

743 responses

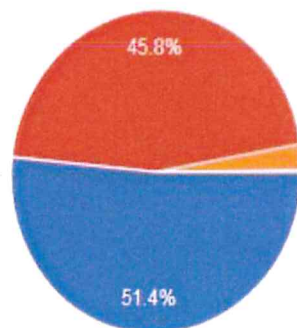


- 4 - Always fair
- 3 - Usually fair
- 2 - Sometimes unfair
- 1 - Usually unfair
- 0 - Unfair

6. Was your performance in assignments discussed with you?

 Copy chart

743 responses



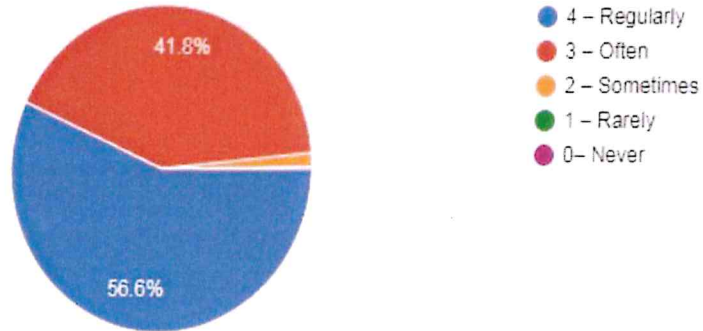
- 4 - Every time
- 3 - Usually
- 2 - Occasionally/Sometimes
- 1 - Rarely
- 0 - Never

7. The institute takes active interest in promoting internship, student exchange, field visit opportunities for students.



Copy
chart

747 responses



8. The teaching and mentoring process in your institution facilitates you in cognitive, social and emotional growth.



Copy
chart

745 responses



9. The institution provides multiple opportunities to learn and grow.

[Copy chart](#)

746 responses



10. Teachers inform you about your expected competencies, course outcomes and program outcomes

[Copy chart](#)

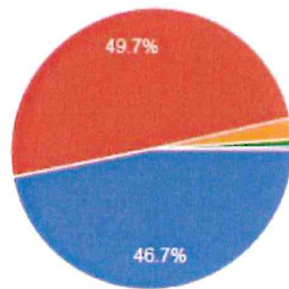
741 responses



11. Your mentor does a necessary follow-up with an assigned task to you

[Copy chart](#)

745 responses

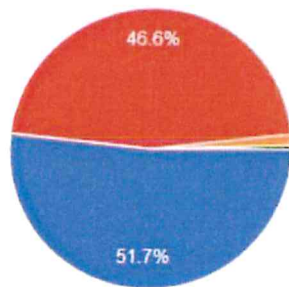


- 4 - Every time
- 3 - Usually
- 2 - Occasionally/Sometimes
- 1 - Rarely
- 0 - I don't have a mentor

12. The teachers illustrate the concepts through examples and applications.

[Copy chart](#)

745 responses

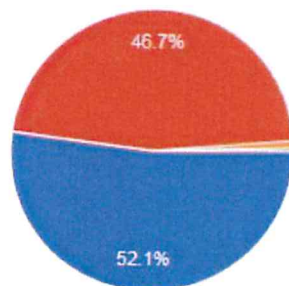


- 4 - Every time
- 3 - Usually
- 2 - Occasionally/Sometimes
- 1 - Rarely
- 0 - Never

13. The teachers identify your strengths and encourage you with providing right level of challenges.

[Copy chart](#)

745 responses



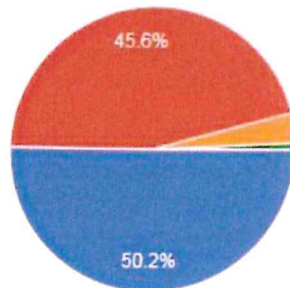
- 4 - Fully
- 3 - Reasonably
- 2 - Partially
- 1 - Slightly
- 0 - Unable to

14. Teachers are able to identify your weaknesses and help you to overcome them

745 responses



Copy
chart



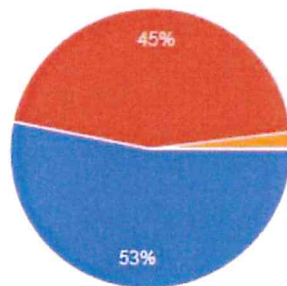
- 4 - Every time
- 3 - Usually
- 2 - Occasionally/Sometimes
- 1 - Rarely
- 0 - Never

15. The institution makes effort to engage students in the monitoring, review and continuous quality improvement of the teaching learning process.

745 responses



Copy
chart



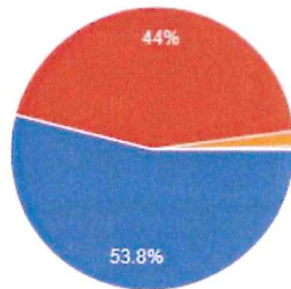
- 4 - Strongly agree
- 3 - Agree
- 2 - Neutral
- 1 - Disagree
- 0 - Strongly disagree

16. The institute/ teachers use student centric methods, such as experiential learning, participative learning and problem solving methodologies for enhancing learning experiences.



Copy
chart

747 responses



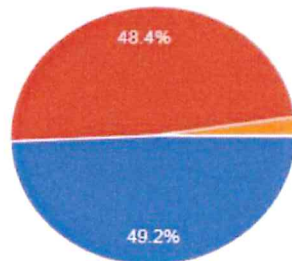
- 4 - To a great extent
- 3 - Moderate
- 2 - Some what
- 1 - Very little
- 0 - Not at all

17. Teachers encourage you to participate in extracurricular activities



Copy
chart

746 responses



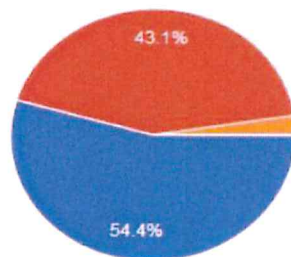
- 4 - Strongly agree
- 3 - Agree
- 2 - Neutral
- 1 - Disagree
- 0 - Strongly disagree

18. Efforts are made by the institute/ teachers to inculcate soft skills, life skills and employability skills to make you ready for the world of work



Copy
chart

745 responses



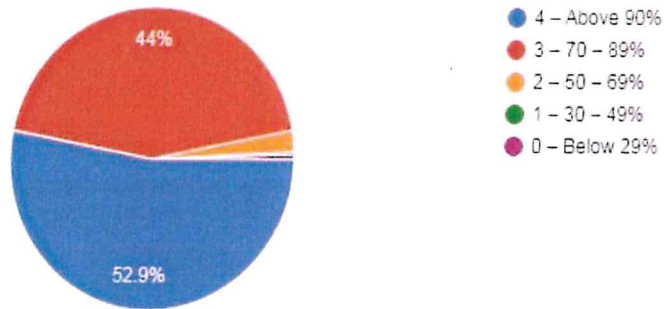
- 4 - To a great extent
- 3 - Moderate
- 2 - Some what
- 1 - Very little
- 0 - Not at all

19. What percentage of teachers use ICT tools such as LCD projector, Multimedia, etc. while teaching. ANY REMARKS



Copy
chart

746 responses

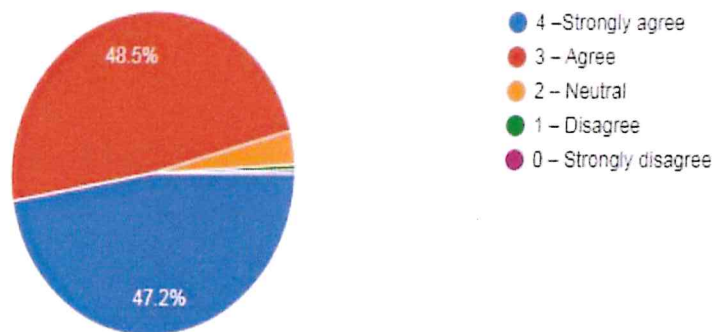


20. The overall quality of teaching-learning process in your institute is very good.



Copy chart

744 responses

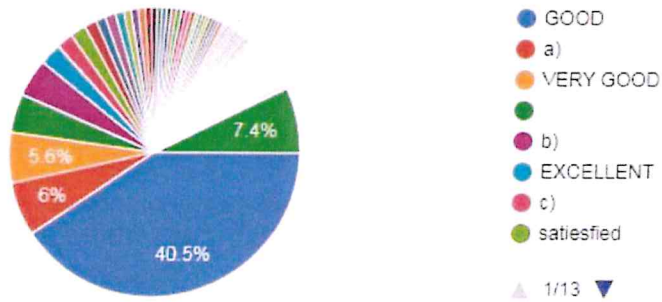


21. Give three observation / suggestions to improve the overall teaching – learning experience in your institution.



Copy
chart

746 responses



Give three observation / suggestions to improve the overall teaching – learning experience in your institution.

748 responses.

Good

Nice Teaching

Overall Good

Everything Is Good

Very Well Teaching

Excellent

This Is the Good Institutions

Communication Good

Better

Best

Ok Good

Satisfactory

Not Bad

All Facilities Are Good

Thank You

Super Good

Nothing To Say It Is Good

Good Support

Need Ground

Teaching Is Good

Sports

Improve Practical Skills

Everything Is Nice

Everything Is Better

Best College

Everything Is All Perfect

The Institution Is Good

Great

Well Satisfied
My Is Temple
Good Institution
Motivation
All Is Fine
Nice Guiding
My Is College Temple
Excellent, Very Good, Extra Ordinary
Satisfactory, Good, Excellent
Very Well, Excellent, Amazing
Satisfactory, Good, Better
Wonderful, Very well, Good
Super, Amazing, Better
Better, Best, Good
Amazing, Better, Good
Very good, Satisfaction
Wonderful, Very well, Good




Principal
PRINCIPAL
Kuppam Degree College
Kuppam - 517 425